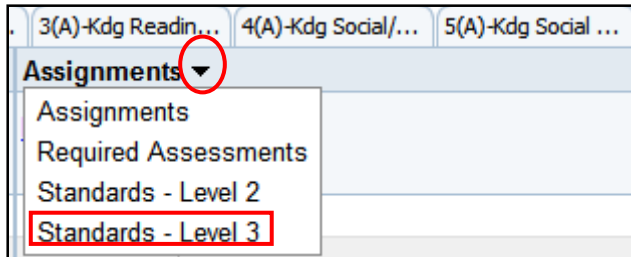


# Kindergarten Report Cards

## 1. Report Card Grades

The Kindergarten Report Card is Standards Based. You will enter prescribed scores each quarter. To find the grade entry screen click the drop-down arrow beside **Assignments**. Choose **Standards-Level 3**.



*(Language Arts Reading, Math, Social Studies/Science, Motor Skills, and Social/Emotional Growth/Work Habits all will use the X, /, N scores. Reading/Writing uses a Rubric.)*

There is no longer a drop-down menu. The scores must be manually entered.

Your gradebook will show a screen similar to this:

Standards - Level 3 ▼									
Names 9 basic colors		Shows an interest in reading		Participates and responds to		Expresses ideas clearly using		Recognizes his/her own name (first	
X	X	X	X	X	X	X	X	X	X
/	<b>1</b>	X	X	X	X	X	X	N	<b>0</b>

Notice the / has a **1** in bold print beside it and the **N** has a **0**.  
**Only the X, /, and N will show on the report card.**

Do not enter anything for the standards (they are in all caps) or the formative standard if there is one.

**Do NOT enter scores here.**


**Enter Scores here.**

A screenshot of a table with 11 columns. The first column is circled in red and contains 'DATA ANALYSIS AND'. The last column is circled in red and contains 'Formative Standard Math'. A red arrow points from the red text 'Do NOT enter scores here.' to the first column. A green arrow points from the green text 'Enter Scores here.' to the second through tenth columns. The table content is as follows:

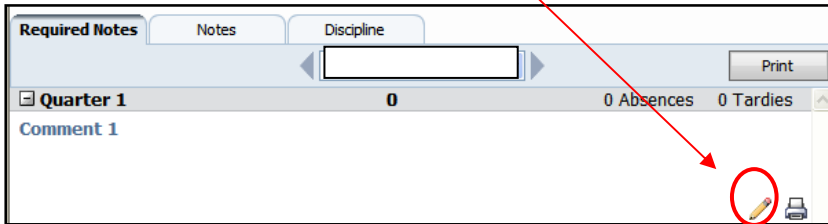
Standards - Level 3 ▼	Sorts objects by size, shape,	Names shapes (Circle,	Creates a 3 color/shape pattern	Reads numerals 0 to 9	Measures lengths of objects	Applies 1 to 1 counting to 21	Constructs sets to 9	Writes numerals 0 to 9	Creates and interprets a real graph	Identifies penny, nickel, dime,	Formative Standard Math

If you want to enter additional grades for the Parent Internet Viewer, you may do so by setting up assignments with the Kindergarten or Rubric Letter Grade breakpoints. These scores will **NOT** show on the Report Card.

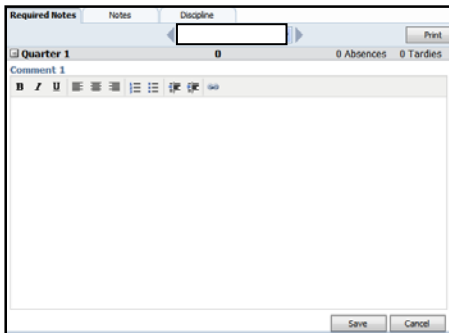
## 2. Report Card Comments – Enter in AM Attendance Class

Click on the notepad beside the student's name.  

Make sure the **Required Notes** tab is highlighted and you are in the section titled **Comment 1**. Click on the pencil icon.



Type your comment. Make sure you **Save**.



## 3. Letter ID/Tardies Absences Affecting Performance– Enter in AM Attendance

Click on the drop-down arrow beside **Assignments**. Choose **Required Assessments**.

Health	Listening	Mathematics
<b>Assignments</b> ▼	STAR Math	Doubles
Required Assessments	10/3 100	10/3 100
Standards - Level 2	1 1	2 2
Standards - Level 3	3 3	3 3

Enter a numeric number for **Letter Identification** (0-54) and a Y or N for **Tardies/Absences Affecting Performance**. There is no longer a drop-down menu. They must be manually entered.

_AM Attend		_PM Attend	Language Arts R...	Mathem
Name (Last, First)		Tardies/Ab... Affecting Performance	Letter Identification	
1	<input type="text"/>	N N	54	54